

## 1 Register and Log in to your Account

Register a new account and log in using your email address and password.

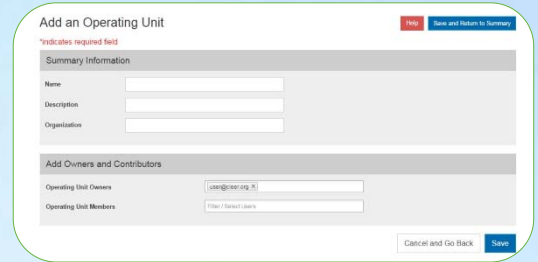


## 2 Join or Create a Group

Join or create a new Group. Add Members to expand your Group. For USAID members, your Group is most often your Operating Unit.

**Join Group**

**+ Create Group**

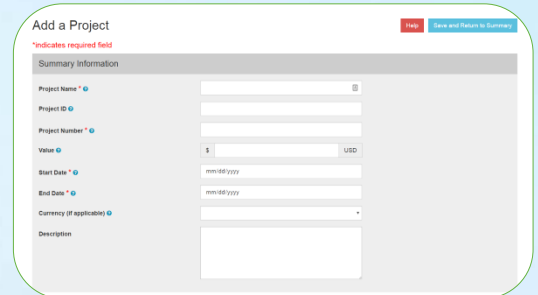


## 3 Join or Create a Project

Create Projects within your Group, provide reporting information, and add Contributors who can add Actions and data. For USAID users, a project is an Implementing Mechanism.

**Join Project**

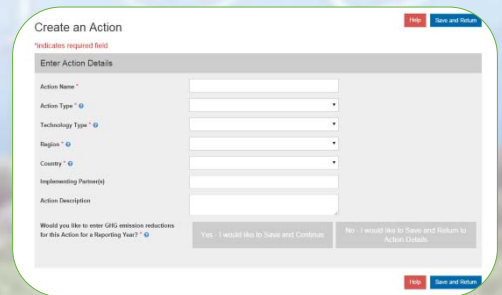
**+ Create Project**



## 4 Add an Action

Add Actions under your IM, provide energy and technology data, and estimate GHG reductions for annual reporting. For non-USAID users, an "Action" is an individual clean energy project.

**+ Add Action**



## 5 Report your Annual Data

Generate, download, and share reports of GHG reductions for annual reporting.

**+ Create Report**

